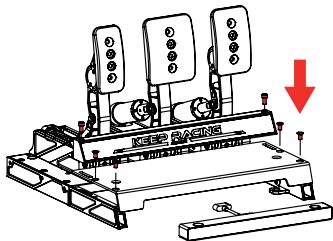
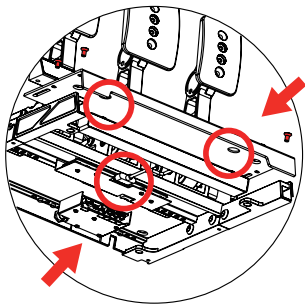


1.0 安装



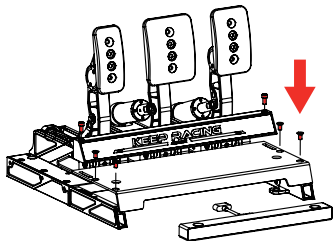
如图所示, 拆卸阻脚板及底板上的固定螺丝

2.0 连接



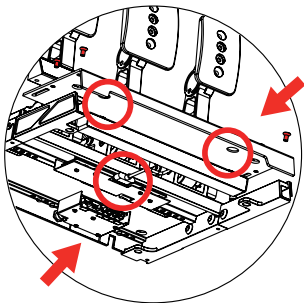
- 1、通过磁吸把P-SRB固定在底板上
- 2、通过磁吸连接数据线接口
- 3、重新装配底板及阻脚板

1.0 Installation



Remove the Heel Stop and mounting screws on the bottom plate as shown

2.0 Connection



1. Attach the P-SRB to the bottom plate using the magnetic connection
2. Connect the data cable to the magnetic port
3. Reassemble the bottom plate and the Heel Stop