

1. About SIMAGIC	3
2. Product Introduction	
2.1 Overview	4
2.2 Steering Wheel Layout	6
2.3 Specifications	7
2.4 Technical Introduction	8
3. Basic Settings	
3.1 Download the Software	9
4. Safety Suggestion	10
5. Packing Brief	11
6. Quick Release	12
8. Warranty Description	13
9. Disclaimer and Notice	14

GT Sport Steering Wheel

Welcome to the Direct Drive Revolution





Dreams of Racing Fueled By Passion

Coming from modest backgrounds, but infected by the need for speed.

Although we had some talent in real life racing, the lack of funds to fuel that passion was not enough to satisfy our addiction as real life motorsports was and is still beyond the reach of many. We were however determined to find ways to improve our skills and make practice effective yet affordable.

So it started with us asking ourselves, "How do we find ways to satisfy this goal in the most immersive ways?"

In 2018, fueled by this passion and armed with advanced degrees in engineering and control systems, SIMAGIC was born.

We went about developing the kind of wheel base we wanted and needed... it had to be a direct drive for unmatched realism, yet, affordable. Easy to use and built with high quality components to last. Real carbon fiber, real metal where possible; high quality components, no compromise. After all, we were in Shenzhen, the Silicon Valley of the East, factory to the world, the talent, resources, were all here. While we were at it, we thought to ourselves, why not make it just like real race cars with a motorsports grade QR system. It's never been done before so we had to develop new ways of power delivery and data communication to do this. The result is the much loved and flatteringly imitated QR system and 2.4G wireless communications system that have become so familiar in sim today.

Aug 2018, The M10 was introduced to the world and it catapulted SIMAGIC into the consciousness of sim racers all over. SIMAGIC became the subject of memes...

It has been 3 years since and what followed after were GT Wheel Series, FX wheel series, a Servo Base series, Pedals, Sequential Shifter, handbrake and more, the SIMAGIC ecosystem is only just the beginning.

3 years is neither short nor long. Short for the amount of innovation and products that we have developed, long enough to have proven that we are here for the long haul and our products have stood the test of time and our commitment to all who have believed in us.

One thing remains unchanged, we started with motorsports as a passion and we will continue to drive this point in every product we develop and every innovation we come up with. Everything we do is benchmarked and tested by real drivers who believe in the art of sim as a tool for real life driving. We will continue to commit ourselves to being the choice of real drivers and those who strive to be one. This will always be the one thing that sets us apart from everyone else. The game just got seriously fun...so KEEP RACING!

2.1 Overview

- * 300mm Wheel. Light weight wheel body: 1.45KG.
- * Next generation driver software: SimPro Manager.
- * A versatile wheel for ANY motorsport .
- * Race grade magnesium-aluminum alloy casting - lightweight and robust.
- * Two types of Grip Materials: Leather or Alcantara (Optional); Featuring our patented stitching technique.
- * Patented next gen button design minimizes travel while maximizing tactile feedback.
- * HALL Paddle Modules.
- * Patented button cap stickers (128x).
- * Patented soft glow rev light, featuring 9 LEDs.
- * 7 customizable RGB buttons.
- * Two 7-way Multi-position Rotary Switch.
- * 2 rotary encoder buttons (Pressable).



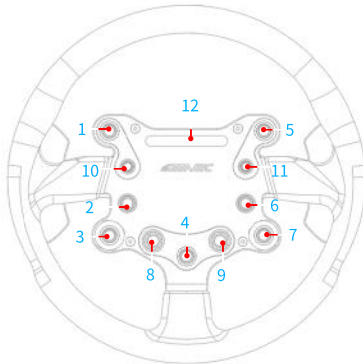
Leather



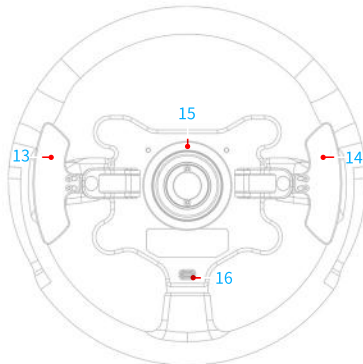
Alcantara



2.2 Steering Wheel Layout



Front image



Back image

1-7: Customized RGB lights for in-game settings

8-9: Rotary Encoders (Pressable)

10-11: 7-way Multi-position Rotary Switch

12: Patented soft glow rev light, featuring 9 LEDs

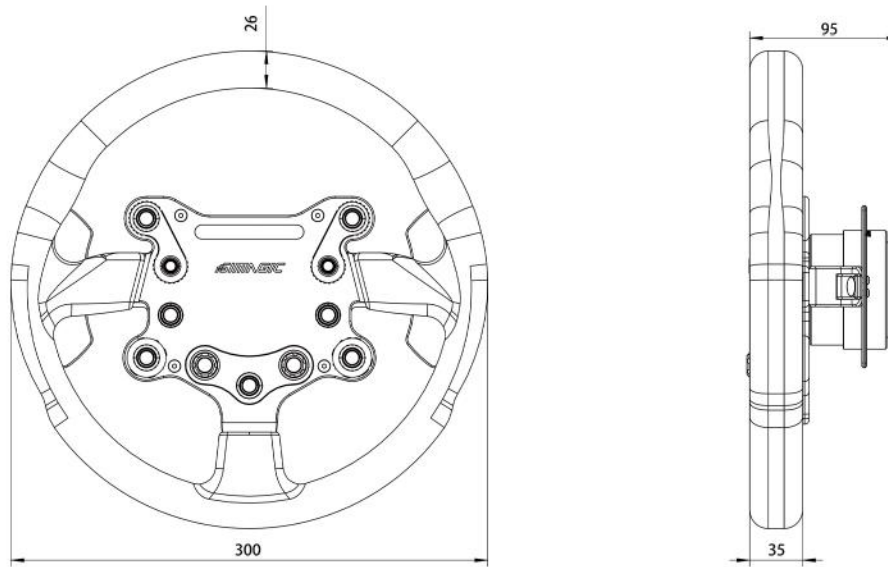
13: Paddle Module A

14: Paddle Module B

15: SIMAGIC Quick Release

16: USB-C Port

2.3 Specifications



Hole Spacing Layout (mm)

















Length : 300mm

Width : 95mm

Weight : 1.45kg

Quick Release mounting holes 50mm PCD; 3xM5*16 screws

2.4 Technical Introduction

	300mm Wheel. Light weight wheel body: 1.45KG		Patented soft glow rev light, featuring 9 LEDs
	Patented button cap stickers (128x)		50mm SIMAGIC Quick Release
	7 customizable RGB buttons		Patented HALL Paddle Modules
	Race grade magnesium-aluminum alloy casting - lightweight and robust		2 rotary encoder buttons
	Next generation driver software: SimPro Manager		Two 7-way multi-position switch
	Two types of Grip Materials: Leather or Alcantara (Optional); Featuring our patented stitching technique		A versatile wheel for ANY motorsport
	Adjustable paddles allow telescopic and distance adjustments		Paddle Shifters
	Patented soft glow LED lights. Every RGB light is adjustable		Patented next gen button design minimizes travel while maximizing tactile feedback

3.1 Download the Software

Scan the QR code to download the Driver Software



Click on the link below to download the Driver Software:

<https://www.simagic.com/download>

Safe Operation

- * **Power-on instruction: before turning on the power, make sure that the power cord is connected to the wheelbase. Only unplug the power cord when the wheelbase is switched off.**
- * It is strictly forbidden to expose the device and its power supply to rain or humidity in order to avoid short circuit and electric shock that may cause device malfunction and fire.
- * Desired temperature of operation is 15°C-35°C.
- * The recommended operation time of the wheel with continuous force feedback activity is 1 hour. Excessive use may cause health risks. We suggest taking a 5-minute break every 20 minutes. Do not drive for more than 2 hours a day.
- * Although this product has force feedback configuration, children under 13 years old must be under parental supervision to complete the configuration. Parental guidance is required to monitor children's use of the device.
- * This product contains small pieces and is not suitable for children under 13 years old to use alone.
- * When you use it for the first time, please adjust the force feedback from minimum to a level you are accustomed to.
- * In the game, if the Force Feedback previously set is beyond your control, please stop the game immediately and adjust the force feedback parameters.
- * The wheelbase contains components that cannot be repaired by the user. Opening the casing is forbidden and may cause harm to people or property.
- * Do not open the casing of the device, as it will void the warranty.

Electrical Safety

- * Use only the power supply and power cord that came with your wheelbase, which is important to protect your safety, rights, and interests.
- * Do not use a non-standard power supply and power cord.
- * To ensure safety, replacements may only be issued from an authorized repair center.
- * Do not use non-standard power sources, even if the voltage and frequency appear acceptable.
- * To avoid product damage, use only AC power with a standard wall socket.
- * Do not expose your wheelbase to sources of heat.
- * Unplug the power cord of your wheelbase when unused for long periods of time.
- * If the wheelbase is found to have any malfunctions, stop using it immediately and contact SIMAGIC Official or authorized center for help.
- * Please subscribe to SIMAGIC official website and social platforms for any update regarding product information.

 * **This product is only limited to simulation driving related activities. Please distinguish simulation games from reality and drive safely!**




USB data cable



Allen Key 1.27mm



Tweezer



SIMAGIC Stickers for DIY



Warranty Card



① Retract the red shell of the quick release toward the steering wheel (retract the shell when removing the quick release)



② After aligning the holes of the base, insert the steering wheel into the base



③ If the quick release cannot be locked, it may be because the holes are not aligned. Rotate the steering wheel or remove it and insert it again.

Note: SIMAGIC's customized quick release adopts a high-precision design with six beads on the top and four beads on the bottom. The steel ball holes must be aligned with the base to access the base.

A One-year Limited Warranty is offered on SIMAGIC products. SIMAGIC guarantees that this Product is free of defects in materials or workmanship under normal use during the Limited Warranty Period.

This Limited Warranty Period commences from the date of purchase. The buyer must retain the warranty card and receipt, which will be required by your Purchase Site or SIMAGIC Authorized Distributors, as a condition of receiving warranty service. The buyer is guaranteed a warranty repair service within the Limited Warranty Period.

During the Limited Warranty Period, SIMAGIC will, at its sole discretion, repair or replace any defective parts or components of the Product.

Obtaining Warranty Support

SIMAGIC products are sold through a distribution network. The network is built upon careful selection of reliable distributors to provide valuable services to the customer, including providing after-sales service for hardware issues, helping optimize gaming experiences, and connecting with SIMAGIC HQ.

1. To request a Warranty service, please contact the Authorized Distributor you purchased from.
2. When purchasing from a second-hand dealer, make sure to obtain the warranty card and receipt from the dealer.

Any product that is NOT originally sold by a SIMAGIC Authorized Distributor will automatically be excluded from the Limited Warranty Service.

Many unauthorized resellers do not fully disclose the risks associated with buying from them.

Please be cautious when making your purchase.

Check the Official Distributor list for reference: <https://www.simagic.com/experience?typ=0>

For more information on after-sale or warranty service, please check out our Terms and Conditions at SIMAGIC.COM or contact us @simagicofficial via social media platforms like instagram and Facebook.

- * This product has strong force feedback strength and contains small parts. Children are forbidden to use the device without parental guidance.
 - * Please turn off the button and power supply to prevent accidents.
 - * Anyone trying to use your device for the first time must be instructed and monitored by you the owner.
 - * Loose clothing and easily tangled objects such as hair, cables, and skirts should be kept away from the device.
 - * Your SIMAGIC DDW is ready to use after being unboxed. We make sure the firmware is updated to the latest version when it leaves the factory. For more information regarding software update, please refer to the SIMAGIC website and follow us on Twitter, Facebook, and Instagram @Simagicofficial.
 - * Users MUST wait for 1 hour before driving a car if they had been using the device.
 - * This instruction manual is for demonstration purposes only, not for marketing purposes. It is a general instruction of a single product (including the relevant series products). Please refer to the actual item for your purchase.
 - * The product images and contents shown above are for demonstration purposes only. The actual products may vary slightly in terms of the external design (including but not limited to appearance, colors, and sizes) and the content display (including but not limited to backgrounds, UIs, and pictures). Please check the actual products for reference.
 - * The test data above are all sampled from the SIMAGIC test laboratory and may not reflect the actual performance due to conditions of use and environmental factors. Please refer to the actual user experience for performance evaluation.
 - * The above contents, such as descriptions and images, are subject to changes. SIMAGIC may adjust relevant contents to provide more accurate product information, specification, and feature description at any time based on the actual products in terms of performance, specification, index, and other information. Sometimes, the product supply may fluctuate due to unforeseen problems happening in the process of batching or delivery. In that case, SIMAGIC may change relevant descriptions and images as needed without notification. Please refer to official channels for the latest information.
- * **Note: Documents like product manuals are written based on SIMAGIC products as supplements. Please download the relevant documents at approved channels for the security of users' legitimate interest.**



Official website: www.simagic.com
International media platform: SIMAGIC official

This manual is updated without notice.

The latest manual and any SIMAGIC related information can be found on the official website .
If you have any questions and/or suggestions about this instruction manual or SIMAGIC products,
please contact us through the information channel.